




NOISE INSULATION START SET

www.ravolar.ee


Trunk vibration damping

— [Cover the wheel arches, the floor and the fenders by Silent Coat vibration damping material.



Wheel arches noise insulation

— [Cover the wheel arches by
Sound Absorber 35




Doors vibration damping

Cover the door inside by Silent Coat vibration damping material




Doors vibration damping

Cover the door outside by
Silent Coat vibration
damping material



Doors noise insulation

Install Sound Absorber 15 to the doors covers.



Doors noise insulation

You can also Install Sound Absorber 15 to the door.



Hood noise insulation

— [Cover the hood by Silent Coat vibration damping material.

